



# CITY OF MORENO VALLEY FIRE DEPARTMENT

OPERATIONS | EMERGENCY MANAGEMENT | PREVENTION



## MONTHLY REPORT MARCH 2025



7 STATIONS



7 ENGINES



1 TRUCK - 3 SQUADS



POPULATION - 217,000

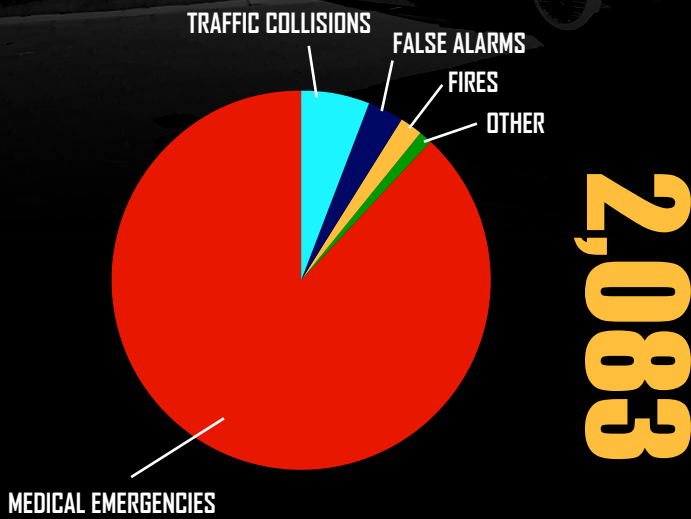
3-3X

ISO RATING



24,197 - CALLS FOR SERVICE IN 2024

### TOTAL CALLS: MARCH 2025



### LIGHTS & SIRENS: SCENE TIMES



CODE 3 AVG RESPONSE  
4.1 MIN



MET FIRST ALARM  
STANDARD



DID NOT MEET NFPA  
STANDARD

### YTD. CALLS

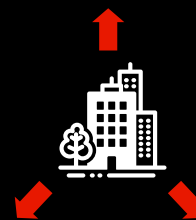
6,344

## REGIONAL RESPONSES

### MARCH CALL BREAKDOWN

TYPE	#
MEDICAL EMERGENCIES	1,682
TRAFFIC COLLISIONS	141
FALSE ALARMS	139
RESIDENTIAL FIRES	4
COMMERCIAL FIRES	1
OTHER FIRES	19
PUBLIC SERVICE CALLS	54
HAZARDOUS MATERIAL CALLS	1
OTHER CALLS	42

TOTAL 2,083

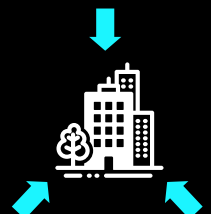


INTO CITY  
RESPONSES

91

OUT OF CITY  
RESPONSES

297





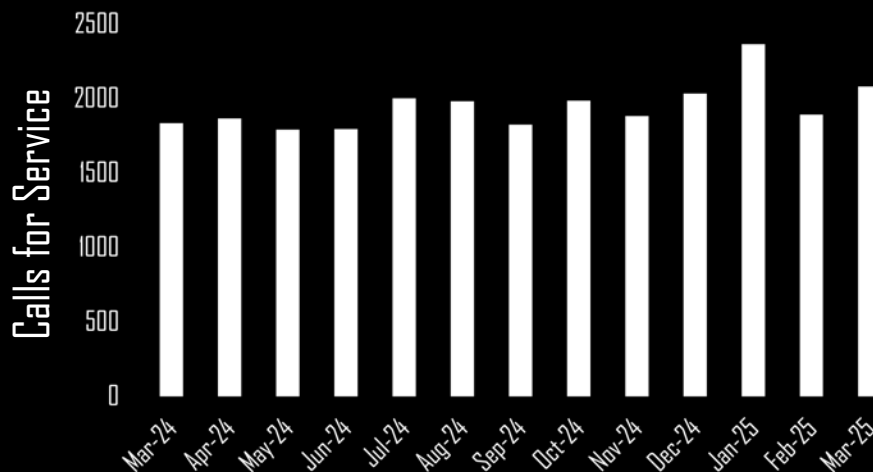
# CITY OF MORENO VALLEY FIRE DEPARTMENT

OPERATIONS | EMERGENCY MANAGEMENT | PREVENTION










## MONTHLY REPORT | MARCH 2025

### 12 MONTH TREND - ALL STATIONS



### STATION TRENDS

						
2	6	48	58	65	91	99
380 CALLS THIS MONTH	461	206	159	339	301	237
26% PERCENT INCREASE OVER LAST YEAR	-4%	14%	14%	-7%	-1%	28%
15.32 HOURS AVERAGE TIME COMMITTED PER DAY	18.59	8.30	6.41	13.67	12.13	9.55



# CITY OF MORENO VALLEY FIRE DEPARTMENT

OPERATIONS | EMERGENCY MANAGEMENT | PREVENTION



## MONTHLY REPORT | MARCH 2025

### PREVENTION • PLAN • INSPECTIONS

**1** FIRE  
MARSHAL

**1** ASSISTANT  
FIRE  
MARSHAL

**2** FIRE SAFETY  
SPECIALIST

**4** FIRE SYSTEM  
INSPECTORS

**3** ADMIN  
STAFF

PERMIT  
TECH

SENIOR  
ADMIN  
ASSISTANT

ADMIN  
ASSISTANT



CODE PERMITS  
ISSUED

**0**

YTD 0



PLAN  
CHECKS

**306**

YTD 854



PUBLIC  
INQUIRIES

**59**

YTD 182



NEW CONSTRUCTION  
INSPECTIONS

**147**

YTD 657



ANNUAL  
INSPECTIONS

**71**

RE-INSPECTIONS

**104**

YTD 497



MULTI-FAMILY  
INSPECTIONS

**7**

RE-INSPECTIONS

**51**

YTD 220



SQ. FT. INSPECTED

**323,650**



# CITY OF MORENO VALLEY FIRE DEPARTMENT

OPERATIONS | EMERGENCY MANAGEMENT | PREVENTION



## MONTHLY REPORT | MARCH 2025

### EMERGENCY MANAGEMENT ACCOMPLISHMENTS

#### PLANNED EVENTS SUPPORTED:

**RODED CITY EVENT: MARCH 26, 2025**



#### ERF/RACES VOLUNTEER PROGRAM:

# of hours contributed: **133.5**  
# of volunteers utilized: **11**  
# of volunteer applications received: **2**  
# of background checks performed: **2**  
# of new volunteers in the program: **1**  
# of volunteer meetings: **1**

#### RESIDENT VOLUNTEER PROGRAM:

City-wide volunteer applications received: **14**  
Live scans completed: **7**



#### EMERGENCY INCIDENTS SUPPORTED:

Field Incidents requiring ERF support: **0**



#### PREPAREDNESS TRAININGS:

Resident Courses: **1**  
City Personnel Trained: **6**  
First Aid/Stop the Bleed: **0**  
CPR/AED: **1**  
CERT: **3**  
Fire Extinguisher Training: **0**  
Stair Chair Training: **0**



#### EMERGENCY OPERATIONS CENTER:

EOC Responder Trainings: **0**  
Activations: **0**  
Proclamations: **0**  
Status: **Steady State**